

**Link**  
tech

**PREMIUM**  
VIP PRODUCT

# Hello!

**MODEL: LPS-R125**  
**PREMIUM WIRELESS SPEAKER**  
**USER MANUAL**

Please carefully read this Manual before using this Product for the very first time and well keep it for further reference.


Dear Link Tech User,

Thank you for choosing Link Tech product. Your choice is crucial for us, which means Link Tech has added a new user. Hope that we will bring you a good experience through our products and services. Also hope you will put forward the good advice and suggestions by official customer hotline, Whatsapp and Bp in the process of product experience, which can help Link Tech to constantly improve product and service.

If you encounter any problems in using this product, please refer to service process. Your support is our strongest power, also your recognition and evaluation are a great encouragement to Link Tech. Thank you!

Link Tech Sales Team

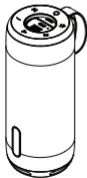
# PREMIUM WIRELESS SPEAKER



## Features

- 2.0CH portable speaker with RGB lights.
- IPX4 waterproof.
- Wireless version 5.3, with TWS function, support connection of two speakers simultaneously for a stereo effect.
- Supports wireless music, FM radio, USB-flash etc.
- multiple-play; With Type-C charging port.
- Comes with a silicone handle, easy to take out anywhere.
- Wrapped with fancy fabric material, keeps up with outdoor trends.
- 5 colors ambience lights that beat with rhythm.
- Built-in lithium rechargeable battery 1500mAh, 50% volume 6 hours playback time.

## Package Contents



Portable  
Bluetooth Speaker



Type-C  
Charging Cable



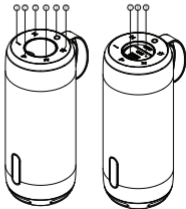
User  
Manual

## Specification

MODEL	LPS-R125
BLUETOOTH VERSION	V5.3
SPEAKER SIZE	2 inch x 2
RMS POWER OUTPUT	4Wx2, 4Ω
PEAK POWER OUTPUT	7.5Wx2, 4Ω
BATTERY CAPACITY	3.7V, 1500mAh
PRODUCT SIZE	200x80x80mm
FREQUENCY RESPONSE	100HZ-20KHZ
BLUETOOTH CONNECTING RANGE	10m
PLAY TIME	2 hours and 10minutes at maximum volume & 4 hours and 20 minutes at 50% volume (with light)

## Instrunction For Appearance And Key

- ① Backward/Volume Down
- ② Play/Pause
- ③ Mode/TWS Button
- ④ Forward/Volume Up
- ⑤ Power Button
- ⑥ RGB Light Button
- ⑦ USB Port
- ⑧ Type-C Charging Jack
- ⑨ Charging/BT Indicator



## Power On/Off

Long-press the Power button to turn the speaker on and off.

## Bluetooth

- Long-press power button to turn the speaker. The speaker enters Bluetooth mode automatically.
- Activate Bluetooth of mobile phone and search for device name "Link-R125" then connect it.
- Play the music from your mobile phone and enjoy.
- Long-press Forward or Backward button to select songs.
- Short-press Forward or Backward button to adjust volume up and down.
- Short-press Play/Pause button to play/pause the music.

## TWS Function

- Turn on two identical speakers you want to pair, both under BT mode. Only need to set one of the two units.
- Long-press the M button to pair, speaker will make a tone to start to pair, and make a tone again after paired successfully.
- Make Bluetooth connection with your mobile phone to play music by the two paired Speakers.
- Long-press the M button again to exit TWS function.

## Playing Music From USB Disk

- Long-press power button to turn the speaker.
- Insert USB flash disk into slot, the speaker will play the stored music automatically.
- Long-press Forward or Backward button to select songs you like, short-press to adjust the volume up and down.
- Short-press Play/Pause to play or pause.

**Notes:** Under any playing mode, when you insert a USB disk to the speaker, it will switch to play the USB disk.

## FM Radio

- Long-press power button to turn the speaker, Plug the charging cable in the Type-C interface as the antenna, short-press the "M" button to enter radio state.
- Short-press "Play/Pause" button to mute the speaker. Long-press "Play/Pause" button to auto search the FM Channel and store it automatically.
- Long-press Forward or Backward button to change the stored FM channel, short-press to adjust the volume up and down.

## RGB Light

The RGB light is on when speaker powered on, user can short-press the RGB Light button to turn the 5 different light modes, Long-press RGB Light button to Off light

The light is off in FM mode

## More Remarks

- Default volume is at 50% status of max volume.
- Play time may vary depending on volume level and music style.

## How to charge

- The charger is not included in the package, please charge this speaker via a standard 5V/1A charger or via a PC.
- Charge time should be 3.5 hours. Once the speaker is full charged, the charging indicator will be off.
- The unit does not have power bank function; it is forbidden to charge other device via this unit or to connect other device via the USB port.
- To protect the battery, please do not use the speaker while it is charging.

## Warning

- Don't use/store this speaker in extreme temperatures.
- Please store it in cool and dry area, keep away from anything that generates heat, such as radiators, stoves, etc.
- In order to have hearing protection and an extended speaker life, avoid listening to songs on maximum volume.
- When cleaning this speaker, use a soft dry cloth. For more sever stains, please dampen the cloth with water only. Anything else has the chance of dissolving the paint or damaging the plastic.



Imalatçı Firma  
LINK-TECH TRADING COMPANY LIMITED  
FLAT 609A, 6/F, FOOK CHONG BUILDING 63 HOL YUEN  
ROAD, KWUN TONG, KOWLOON, HONG KONG  
TEL: 3114 7567